




# From the Gallery Since 1966

2022 Main Street • Forest Grove, OR 97116

March / April 2023

## Earth and Sky



### Featured Artists

#### Ike Leahy

Ike Leahy feels most camera enthusiasts are capable of becoming good photographers and formal art training isn't always necessary. If they capture images expressing the beauty of life around them and tell a story pictorially, others will respond positively.

Ike considers himself a "pictorialist"—one who tells a story through photographic images, and he's been shooting nature landscapes for over 30 years. His images are in offices, homes and galleries along the West Coast.

Several Northwest publications have featured his photography on their covers. His diverse background includes being a California police officer, a seasonal park ranger, a headhunter,



Top Left: **Fishing Egret in Coos Bay**  
by Ike Leahy

Top right: **Mt. Hood from the Air**  
by Cary Sneider

Bottom right:  
**Rainbow from Women's Forum**  
by Ike Leahy

and a human resource manager. He worked briefly in an art gallery.

The common foundational thread in all of his images is a natural driving energy force that elicits an emotional response. His style is distinguished by intense color and “native” composition.

Ike switched from film to the digital world with a Canon 6D. He uses Fuji Velvia 120 film in a Pentax medium format 6x7. Prints are made by traditional Lambda printing or on an Epson 9800 Pro Fine Art Printer.

## Cary Sneider

Cary’s lifelong passions include painting, astronomy, and teaching science to kids. Over a long career he’s taught science in grades five through graduate school, from Maine to Micronesia.



**Green Berry Bowl**  
*Jenny Champlin*

This includes a decade at Portland State University teaching tomorrow’s science teachers. He is now semi-retired and has more time to paint. His painting goal is to capture the feeling of a place so the viewer can “hear” the seagulls and “smell” the ocean.

With the quarantine and abrupt cessation of travel, he’s begun a new series of oil paintings inspired by photos taken from airplane windows during cross-country trips. Cary’s painting of Portland is based on an image he took as his plane came in for a landing at PDX. Another is based on an image of Mt. Hood and other mountains to the south on an early morning flight to the East Coast. He says, “I never cease to be awed by sunset views of cities, rivers, and mountains from 30,000 feet in the air.”

## Linda Jerome

Linda Jerome learned to throw pots in high school. She made and sold pottery until she married and family took precedence over art.

Later, she found time to do artwork in watercolor, acrylic, and oil. She took art classes at Portland Community College and went on to get her BFA

in drawing, painting and print-making at Portland State. In 2006 she earned her Masters in teaching at Pacific University. In addition to being a substitute teacher and studio artist at Sequoia Gallery in Hillsboro, she exhibits annually at Sequoia and in shows at other venues, including The Gallery at Ten Oaks in McMinnville.

In 2019 she returned to her pottery roots. Her favorite subjects are “imaginative human figures, rabbits and birds that are narrative in nature.” She and her husband, Dave, work from their Hangar Studio in Hillsboro.



**Crane Opal and Luke**  
*Linda Jerome*

## David Jerome

David spent 49 years working as an electrician. Now, as a wheel-throwing potter, he gets to play. He creates his pottery using several medium-fire clay bodies and explores the qualities of each of them and what they bring to the wheel. He likes forms that challenge his abilities. David



**Rice Bowls with Chopsticks**  
*David Jerome*

enjoys pottery and intends to focus on form, function, and beauty. He wants to enhance his life, and hopefully give back to the community in a positive way.

When he steps into the pottery studio, it’s an escape to the world of creation and wonder.

With a form in mind, the minute he throws a lump of clay onto the wheel, time and the pressures of life disappear. Creative joy — filled with twists and turns — at times take him somewhere he hadn’t foreseen.

He enjoys the outdoors, and at home attracts birds to the yard with the water fountains he creates. A natural draw for the many birds that

visit, the subtle sound and motion of the water are enjoyable to humans as well. He's been commissioned to make fountains that vary in size and style and has been inspired by the joy that is shared.

### Jenny Champlin

I make small batch individual ceramic ware. Using a marble rolling pin, I roll the clay and then press it into a variety of vintage Bavarian cut glass bowls, crystal, and other compelling forms. At times I press old lace and vintage buttons into the clay to add a layer of history and visual texture. Using old movable type, I sometimes add words, quotes, and phrases to the clay.

I don't strive for perfect symmetry. I enjoy implied symmetry, undulating edges, and showing a few slight imperfections. These qualities show that your platter, plate serving dish, bowl or cup is uniquely hand made.

I have 3 colors of glazes, crisp white, rutile-blue\* and black stain. All ceramic work is microwavable, oven, dishwasher, food safe and ready for everyday use.

*Please visit Valley Art on March 11 from 2-4 p.m. to meet these artists.*

## January/February Artist Reception

Our first artists of 2023 were Martin Conley, Cherie Savoie Tintary, Maria Luisa Piñon, and Monica Catalan. The art featured was wood working, collage, alcohol ink paintings, and acrylic paintings.

The reception was well-publicized by the artists and gallery so there were quite a few visitors at the January event. Perhaps, too, everyone was just excited to be out among friends at last.

Our gallery sponsors six artist shows each year, with at least five participants. The show in November is dedicated to our Annual Artist Event and features a multitude of artists from our Northwest region.

We hope you will attend an artist reception in the future, or come by the gallery any time to view the art. The gallery is open Wednesday through Saturday, 11 a.m. to 5:30 p.m.

## Souper Bowl V 2023

When I became involved with Valley Art, I dreamed of bringing this event to our community and was excited to raise money for our pottery studio remodeling. Our first Souper Bowl was in 2019 with a table full of bowls created by Valley Art's pottery instructor and studio manager, Bob Hackney, and soups by Valley Art volunteers. Our Souper Bowl challenge featured an art skirmish where a group of artists created a painting, live in the gallery, in under 3 hours. It was more successful than we could have imagined or hoped for so we decided to do it every year.

The expanded selection of pots this year included beautiful and varied work from Bob



Souper Bowl V 2023

Hackney, Christine Hurayt, Maggie Pike, and Candace Wilson, all artists who sell their work at Valley Art. It is a labor of love for them since they donate part of their usual profit to benefit the studio and we are grateful. We decided to forgo the art skirmish when COVID changed everything - maybe next year! - but we brought back delicious scratch-made soups.

This year our Souper Bowl sale was on Feb. 11, always the day before the football event. We sold 126 handmade soup bowls and dished out scratch-made take-out soups. Patrons had a choice of 3 different soups to take home, created by the multi-talented Maggie Pike and seasoned chefs Janet and John Hickok. Our volunteers made it a fun, celebratory day. Thanks so much to the Forest Grove Foundation for the use of their commercial kitchen and supplies and Thank you ALL for another winning event. Go Valley Art!

*by Linda Allen*

\* Rutile is a titanium oxide mineral with a chemical composition of TiO<sub>2</sub>. It is found in igneous, metamorphic, and sedimentary rocks throughout the world. Rutile also occurs as needle-shaped crystals in other minerals. It has a high specific gravity. (From Geography.com)

## The Souper Bowl Soups

The Souper Bowl soups were prepared in The Fond Kitchen, which was established in November 2022 by the Forest Grove Foundation. The Fond primarily prepares meals for our neighbors in Forest Grove and surrounding areas who are experiencing homelessness and substance use disorder. Meals are delivered three days a week by the foundation's Housing and Outreach Service Team. Besides food, the team provides many other resources.

The Fond welcomes inquiries from those seeking a commercial kitchen to use for classes or events. You may email [food@forestgrovefoundation.org](mailto:food@forestgrovefoundation.org) for more information.

## *Education Director, continued*

and scholarships. I was both vice president and president of the Alaska chapter of International Encaustic Artists and had a studio, gallery, and class space in Anchorage. All this while owning and managing a local restaurant.

Although I have dabbled in multiple mediums, I currently work with hot and cold wax mediums as well as acrylics. I still have an interest and love for watercolor and pastel, both of which continue to nibble at my creative soul, begging to be returned to at some point in the future.

I have been represented by Valley Art Association, Forest Grove, Ore., and Elevation 314, Stephan's Fine Art, SevenE, and Virtu Gallery, and shown at Girdwood Center for Visual Art, Ptarmigan Gallery, and the Anchorage Museum, all in Anchorage.

Feel free to contact me at [jchchef77@gmail.com](mailto:jchchef77@gmail.com) if you have any questions or ideas for new classes or would like to step up and teach a class yourself. I hope to do credit to the 50+ years of excellence that has gone before.

## Education Director



Hello, I'm Janet C. Hickok, and I've signed on as Education Director at Valley Art. Newly retired – for the second time – and now a full-time artist and instructor, I'm excited to take on this volunteer position.

I served on the VAA board twice in the past, so I'm familiar with the director's job. We will continue the great classes and workshops currently offered and bring in more variety with new instructors, classes, workshops, and demonstrations. You'll find the class schedule in this newsletter.

I have been an artist for decades and an instructor since 1985. For eight years I served on the board of International Encaustic Artists which involved planning retreats, juried shows, exhibitions, scholarships, outreach, continuing education, digital publications, online shows,

## Classes

### Painting

**Painting Realistic Rocks** in Watercolor with Shari Erickson

Saturday, April 15th. One day immersive workshop

10am - 4pm with a break for lunch social/discussion. Bring lunch. Tuition is \$100 for this One day, 6 hour, immersive class. Class size is limited to 10 people, minimum of 5 people.

Building on your skillset — we will spend the day learning to look at rocks with new eyes, seeing edges and colors and bounce light and shadow. I will do short demonstrations throughout the day. We will learn some cool tips and techniques that will open up new possibilities in your art. You will also get some one on one time to meet to discuss where you're at on your art journey. If you are at least fairly comfortable mixing basic colors, this class will be suited to you. Bring your watercolors, brushes, palette, water container, and watercolor paper approx 8X10 - 9X12. Email with questions regarding supplies, or if you want to make sure this workshop is a good match for your skill level.

Register at [senaturescapes@gmail.com](mailto:senaturescapes@gmail.com)

# Classes

## **Collage Paper Painting** with Teal Buehler

Sat., April 22, 9 a.m. - 2 p.m. Tuition \$65 + \$40 worth of materials you will need to purchase. We will hand paint a variety of papers - old book pages, sheet music, letters, rice paper, handmade paper, or whatever else you bring - to create a collage image. Matte paper (not shiny prints) works best. Also, bring several photos, drawings, or paintings that you want to recreate into a collage. Ideas: an animal, flower, fruit, still life, or landscape. The form will be created using light and shadow. No prior experience necessary. Some painting experience would be helpful but not imperative. Contact the instructor for the supply list. Space is limited to six people.

Enroll by phone or email: teal\_buehler@yahoo.com, 541-788-8284.

## **3-Day Cold Wax Medium Workshop**

with Janet C Hickok.

Sign up for one of the following 3-day workshop dates. Class size is limited to six people; need a minimum of three people. All sessions are from 9:00am-3:00pm, with a break from Noon-1:00pm. Workshop Dates are March 2, 4, 5; March 17, 18, 19; and March 24, 25, 26.

Tuition is \$250 for 15 hours of class time + \$15 class fee (for use of specialized tools/supplies provided by the instructor). This 3-day workshop covers the basics of using cold wax medium in your art practice. This medium, that many contemporary artists are now using, can produce powerful works of art. It allows for incredible depth, texture, color, line-work, multi-media collage, and incorporates many of the styles and techniques used in painting with acrylics and hot wax.

This 3-day class allows for fuller understanding and manipulation within one's own body of work, as well as more complete understanding of the medium and process. Expect to walk away with several small finished pieces or that serve as a base for further exploration.

Text 971-978-8583 or email jchchef77@gmail.com to sign up for a workshop. (A paid invoice sent by instructor will be your confirmed registration).

## **Pastel on Suede** with Sarah Gonzalez

Tuition is \$35; includes supplies. Ages 10+. 6:30-8:00 pm. Tuesdays - March 21, April 4 and 18, May 16 and 30, and June 13. Thursdays - April 27, May 25, and June 1.

Learn how to draw with pastels on a suede board while completing a project. Drawing on suede board makes it easier to create vibrant drawings because it can hold

many layers of pastel. Different techniques and general art concepts will be covered in each class.

Register at sarah.art.gonzalez@gmail.com or call 503-869-8448.

## **2 Day-Mixed Media Painting Using Acrylics**

with Janet C Hickok

Mixed media art combines more than one medium or material in its creation. It is an art form that doesn't place restrictions on people who may or may not know how to draw or may or may not have honed fine art skills.

This is a perfect art class for those wanting to start exploring, have always been curious or simply want to create art for their walls.

March 10th & 11th, Two-day, 10 Hour Workshop  
Friday and Saturday 9 am - Noon (Lunch) 1 pm-3 pm  
—or—

April 1st & 2nd, Two-day, 10 Hour Workshop  
Saturday and Sunday 9 am - Noon (Lunch) 1 pm-3 pm  
Tuition is \$90 + \$10 materials fee, most supplies included.

This class extends over 2 days to allow for a fuller understanding and use of the materials, as well as a more complete understanding of the mixed media process. Suggested items to bring to class as well as a basic supply list given upon registration - most supplies included.

Text 971-978-8583 or Email jchchef77@gmail.com to sign up for a workshop. (A paid Invoice will be your confirmed registration for the course).

## **Pottery**

### **Tuesday Night Pottery** (intermediate level+)

with Bob Hackney

March 7th thru April 25th - 6:00 - 9:30 pm. Tuition is \$200 plus \$20 class fee for 8 weeks. Wheel throwing and handbuilding techniques. Clay is \$17-\$35 per bag and tool kits are \$15. Bring an old towel for cleanup, wear old clothing and closed toe shoes. Fee prorated and late enrollment upon instructor approval. Open studio time for enrolled students Wednesdays and Thursdays.

Contact Bob at 971-331-3094 or bobalouche@gmail.com for questions or to register.

### **Thursday Night Pottery** (beginner+)

with Bob Hackney

February 2nd thru March 23, 6:00-9:30pm. Tuition is \$200, plus \$20 class fee for 8 weeks. Wheel throwing and handbuilding techniques. Clay is \$17-\$35 per bag and tool kits are \$15. Bring an old towel for cleanup, wear old clothing and closed toe shoes. Fee prorated

# Classes

## *Pottery Classes, continued*

and late enrollment upon instructor approval. Open studio time for enrolled students Wednesdays and Thursdays.

Contact Bob at 971-331-3094, or [bobalouche@gmail.com](mailto:bobalouche@gmail.com) for questions or to register.

---

### **Friday Night Adult Pottery** (all levels) with Bob Hackney

March 3 — April 21, 6 - 9:30 pm. Tuition is \$200 plus \$20 class fee for eight weeks. Wheel throwing and handbuilding techniques. Clay is \$17-\$35 per bag and tool kits are \$15. Bring an old towel for cleanup, wear old clothing and closed toe shoes. Fee prorated and late enrollment upon instructor approval. Open studio time for enrolled students, Wednesdays and Thursdays.

Contact Bob at 971-331-3094 or [bobalouche@gmail.com](mailto:bobalouche@gmail.com) for questions or to register.

---

### **Sunday Morning Pottery** (intermediate level +) with Bob Hackney

March 5 — April 23, 10 am - 1:15 pm. Tuition is \$200 plus \$20 class fee for eight weeks. Wheel throwing and handbuilding techniques. Beginners and all skill levels welcome. Clay is \$17 - \$35 per bag and tool kits are \$15. Bring an old towel for clean-up, wear old clothing and closed toe shoes. Fee prorated and late enrollment upon instructor approval. Open studio time for enrolled students, Wednesdays and Thursdays.

Contact Bob at 971-331-3094 or [bobalouche@gmail.com](mailto:bobalouche@gmail.com) for questions or to register.

---

### **Sunday Afternoon Pottery** (all levels) with Bob Hackney

March 5 — April 23, 1:30 - 5 pm. Tuition is \$200 plus \$20 class fee for eight weeks.

Wheel throwing and handbuilding techniques. Beginners and all skill levels welcome. Clay is \$17 - \$35 per bag and tool kits are \$15. Bring an old towel for cleanup, wear old clothing and closed toe shoes. Fee prorated and late enrollment upon instructor approval. Open studio time for enrolled students Wednesdays and Thursdays.

Contact Bob at 971-331-3094 or [bobalouche@gmail.com](mailto:bobalouche@gmail.com) for questions or to register.

---

### **Eco Print Silk Scarves** (Ages 13+) with Janet C Hickok

Sign up for one of the following dates: April 21, 9 - 11 am; April 22, 3 - 5 pm; April 23, 9 - 11 am. Class size is limited to six people; need a minimum of three. Tuition is \$30 (includes all supplies to create one scarf; additional blanks may be purchased for MV). This 2-hour, exciting, and rewarding class is a fun and easy way to create a dynamic gift for Mother's Day, yourself or someone special. The class concentrates on using flowers, plants, fruits, vegetables and other ephemera to naturally dye silk scarves. Just bring your intuitively creative self, wear appropriate clothing and shoes.

Text 971-978-8583 or email [jchchef77@gmail.com](mailto:jchchef77@gmail.com) to sign up for the class. A paid invoice sent by the instructor will be your confirmed registration.

---

## Ongoing Groups

### **Forest Grove Camera Club** September through May, second Wednesday, 7:30 – 9:30 pm.\*

\$35 annual membership / \$10 student / \$25 associate membership

The Forest Grove Camera Club is a member of the Photographic Society of America (PSA) and the Columbia Council of Camera Clubs. The club participates in a variety of competitions, evaluations and provides programs as well as field trips.

To join, contact Carol Berget, [cberget@msn.com](mailto:cberget@msn.com), or Gordon Battaile, [gordonbattaile@gmail.com](mailto:gordonbattaile@gmail.com).

*\*Some meetings may not be in-person or may start late due to gallery events.*

---

## Team Art

### **Creativity by Association**

Third Thursday of each month — 10 am - 3 pm. Attendees may break for lunch or leave early. Have fun, learn, and bond with other Valley Art members/artists. Gather together with like souls to work on art or craft projects that you bring — pros or beginners. There is parking on the street with a two-hour limit, or in the public parking lot in back of our building. Come to the back door and ring the bell. (Front door open at 11 a.m.) There is a yearly cost of \$25, which includes VAA membership.. All help and inspiration is free! You will make new friends and learn new techniques. Questions? Send an email to Jeanne, [femminismo@yahoo.com](mailto:femminismo@yahoo.com).

All Valley Art artists/instructors are independent contractors responsible for their own registrations, accepting payments themselves, and paying a small classroom use fee to Valley Art.

We facilitate, and require, fingerprinted background checks for all instructors teaching unaccompanied minors.

---



## March / April 2023 At Last!



Primary  
Linda Allen

Signs of life are abundant this month including my favorite return: flowers! As a transplant from the East Coast I am forever enamored with the verdant countryside, the fragrant long spring, and the variety of blooming plants that thrive in this Pacific Northwest climate. It's easy to understand how an artist

could be inspired to create art here.

A number of artists who were impressed by the majesty of the West are well known:


Albert Bierstadt, who traveled the Oregon Trail and painted massive canvases of Western vistas, albeit sometimes romanticized, and Thomas Moran who painted in the Sierras and Rocky Mountains are two. Their art, along with the photos of Carleton Watkins, and of other photographers and painters of the time, piqued the curiosity and wonder of folks back home in the east. National parks owe a large measure of existence to the artists who depicted the wild and beautiful west; these images inspired Lincoln, Grant, and Theodore Roosevelt's campaign to preserve this landscape.

Mt. Hood and Mt. St Helens are frequent sources of inspiration for casual and professional artists in all media. The Portland Art Museum has some stunning examples of such works: Childe Hassam's Mt Hood is a glowing example of his

Impressionist painting style. He worked on the east coast as well as in Oregon where he set up an easel at Ecola Beach and the Snake River. And Bierstadt painted Mt. Hood at least 4 times; one of these is in the permanent collection at the museum. Some artists painted strictly outside (en plein air) while others made sketches in the wild and painted mainly in their studios, both resulting in unique visions of their time with nature.

Ready to get out and see the world? Come celebrate spring and see how our artists bring the beauty outside into their work, whether it be clay, paint, or capturing an image on film. We certainly have something at Valley Art to help you bring nature inside and create your room with a view.

*Linda Allen*



Mt. Hood  
Childe Hassam

## Happy Spring!

Valley Art Association  
P.O. Box 333  
Forest Grove, OR 97116

**Return Service Requested**




**YOU**

**Anylane Road Forest  
Grove, OR 97116**

**Membership Expires  
01/01/2023**

office@valleyart.org

 @va\_association

 ValleyArtForestGrove



Renew Online: Scan QR  
or visit valleyart.org/membership



**Fran in Her Studio**

## A Love and Passion for Art

### **Fran Richards**

Fran Richards, 88, of Forest Grove, died January 30. She and her husband, Bob, moved to Oregon in

1991 and were longtime members of Valley Art Association.


She showed art regularly at Valley Art for over 26 years and taught classes in pastels and oils. She also maintained a studio at Sequoia Gallery & Studios in Hillsboro, where you could find her working with a colorful tray of pastels. Fran said she liked doing landscapes but really enjoyed painting people doing things in their natural surroundings.

One of her tricks was to use acrylics to instantly put down color, capture what she wanted, because they dry quickly. She put oil paints over that. Warm colors were her favorites, and she

joked, "I think you learn from failure. (I'm not doing that again!) We don't like being humiliated."

She loved to travel and shared her drawings and paintings of Africa at a Valley Art show. In 2010, during the annual Sidewalk Chalk Art Festival, she and other artists set up their easels on Main Street and drew with pastels. Fran's art from that day is in the Forest Grove City Library near the Rogers Room.

In September 2017, Valley Art had a retrospective of her paintings.



**Plovers on the Serengetti**  
Fran Richards